SB-195-440-3.0
SB-235-400-3.6

TDS 30.30.01.02989 Status 19.08.2021

J. Schmalz GmbH
Johannes-Schmalz-Straße 1
D - 72293 Glatten
Tel +49 +7443 / 2403 - 0
Fax +49 +7443 / 2403 - 259
http://www.schmalz.com
e-mail: schmalz@schmalz.de

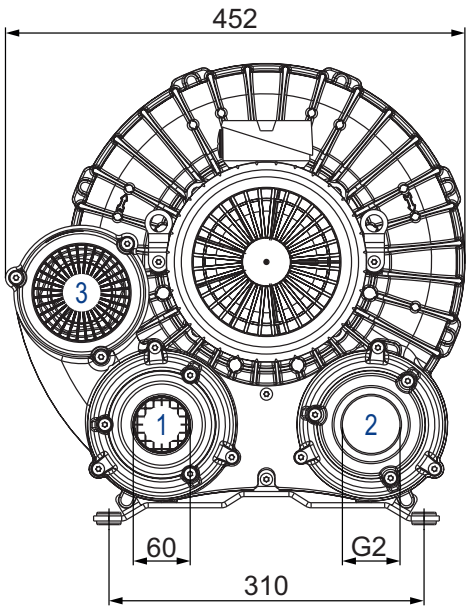

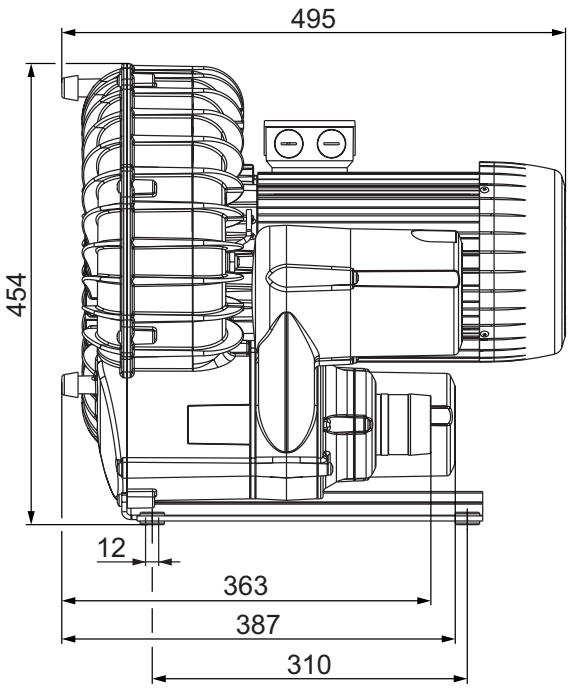

1 Sauganschluss inkl. Schlauchstutzen DN60
Vacuum connection incl. hose connectior DN60
Raccord vide incl. raccord de tuyau flexible DN60

2 Druckanschluss
Pressure connection
Raccord pression

3 Vakuumsicherheitsventil
Vacuum safety valve
Soupape de sécurité vide

m³/h		mbar rel.		kg	dB(A) [1]	
50 Hz	60 Hz	50 Hz	60 Hz		50 Hz (-260 mbar)	60 Hz (-260 mbar)
195	235	-440	-400	53.5	71.1	73.0

Ⓜ	50 Hz					60 Hz					complies with the following standards [2]	№
	kW	V		min⁻¹	A	kW	V		min⁻¹	A		
3~	3.0	Δ230/Y400	IE3	2940	10.9/6.3	3.6	Δ265/Y460 Δ230/Y400	IE3 IE3	3530 3505	10.8/6.25 11.5/6.6	UL / CSA IP55 / ISO F / bimetal	10.04.01.00090
3~			–			3.6	YY230/Y460 YY208	IE3 –	3525 3505	12.0/6.0 12.7	UL / CSA IP55 / ISO F / bimetal	10.04.01.00092
3~	3.0	Δ200/Y350	IE3	2940	12.6/7.3	3.6	Δ220/Y380-400 Δ200/Y350	IE3 IE3	3530 3505	12.6/7.3-7.2 13.2/7.55	IP55 / ISO F / bimetal	10.04.01.00091
3~	3.0	Y500	IE3	2940	5.05	3.6	Y575	IE3	3530	5.0	UL / CSA IP65 / ISO F / PTC	10.04.01.00128

[1] DIN EN ISO 3744 (KpA = 3 dB(A)) – Abstand von 1 m, bei mittlerer Belastung, beide Seiten abgeleitet
DIN EN ISO 3744 (KpA = 3 dB(A)) – interval of 1 m, at medium load, both connection sides piped
DIN EN ISO 3744 (KpA = 3 dB(A)) – intervalle de 1 m, à régime moyen, avec dérivation des deux côtés

[2] Entspricht den folgenden Standards → Details siehe Typenschild
Complies with the following standards → details see type plate
Conforme aux standards suivantes → voir la plaque signalétique

- Maßangaben in mm
  Dimensions in mm
  Mesures en mm
- Änderungen vorbehalten
  Right of modification reserved
  Sous réserve des modifications

SB-195-440-3.0
SB-235-400-3.6

TDS 30.30.01.02989 Status 19.08.2021

J. Schmalz GmbH
Johannes-Schmalz-Straße 1
D - 72293 Glatten
Tel +49 +7443 / 2403 - 0
Fax +49 +7443 / 2403 - 259
http://www.schmalz.com
e-mail: schmalz@schmalz.de

Saugluftmenge • Suction air rate • Débit d'air aspiré

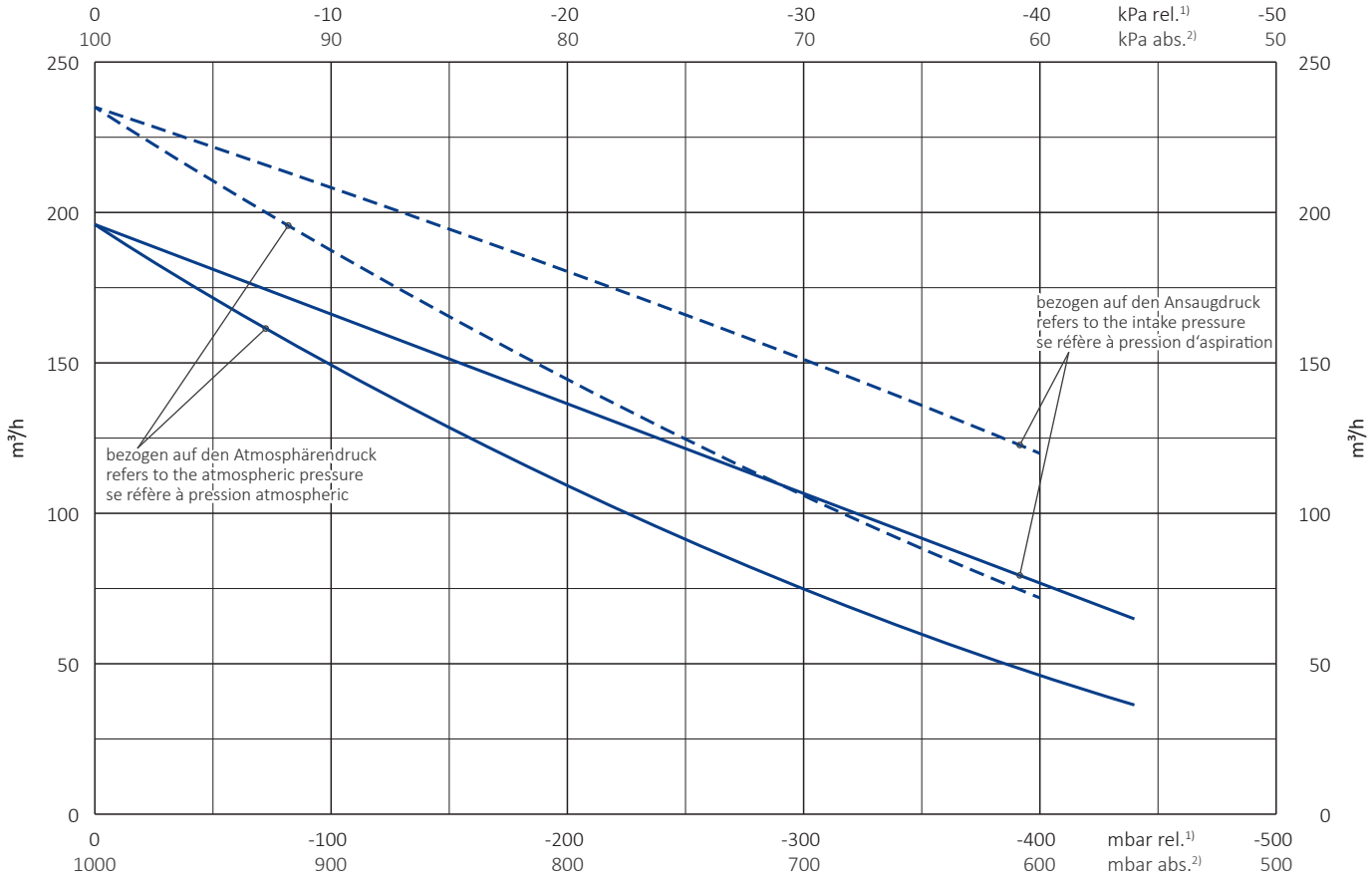

Ablufttemperatur • Exhaust air temperature • Temp. d'air à l'échappemant

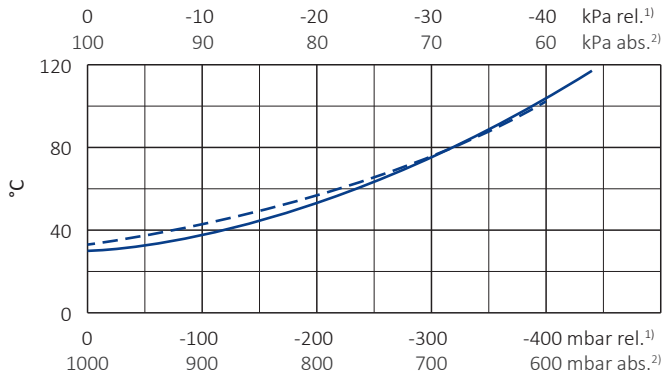

Wellenleistung • Motor shaft power • Puissance du moteur axe

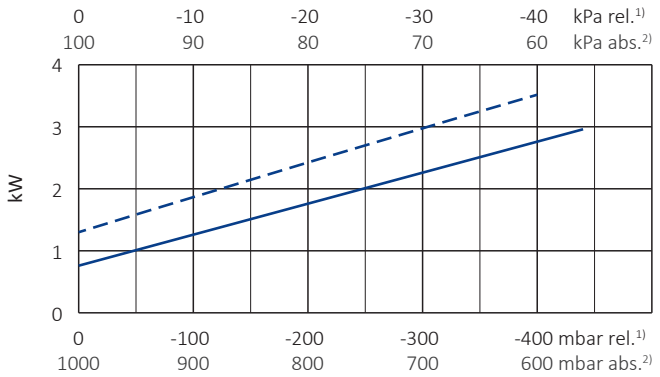

—— 50 Hz
- - - 60 Hz

1) relativ
2) absolut
- Bezugsdaten (Atmosphäre) 1000 mbar, 20°C
- Toleranz ±10 %
- **Maximale Ablufttemperatur +20 K bei 40°C Ansaug-/Umgebungstemperatur**
- Änderungen vorbehalten

1) relative
2) absolute
- Reference data (atmosphere) 1000 mbar, 20°C
- Tolerance ±10 %
- **Maximum exhaust air temperature +20 K at 40°C suction/ambient temperature**
- Right of modification reserved

1) relatif
2) absolu
- Référence (atmosphère) 1000 mbar, 20°C
- Tolérance ±10 %
- **Température maximale d'air à l'échappemant +20 K à une température d'aspiration/ambiante de 40°C**
- Sous réserve des modifications