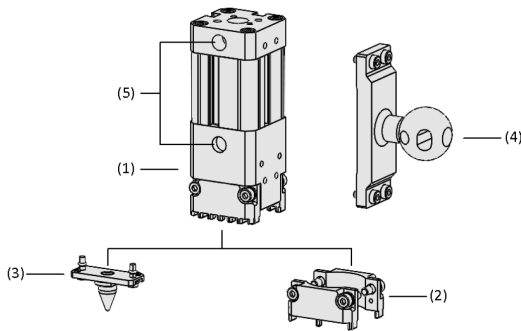


Magnetic Grippers SGM-HPm

Gripping surface (Ø) 30 mm and 40 mm



Magnetic Grippers SGM-HPm



System Design Magnetic Grippers SGM-HPm

Suitability for Industry Specific Applications

Applications


- Special gripper with permanent magnet for safe handling of ferromagnetic workpieces such as perforated sheets
- Handling of ferromagnetic workpieces with maximum holding force for thin workpieces
- Use in stacking processes for various sheet thicknesses, for example in car body shop
- For workpieces with 3D formed surfaces and for precise gripping around bores

Design

- Robust aluminum housing with permanent magnet and gripping element (1)
- Bistable design: the magnet settings "grip" and "deposit" are maintained in event of power failure at the compressed air connection (5)
- Mounting the gripper via thread on head side and on two sides; optionally with Schmalz holder system HTS (4)
- Optional gripping elements for sheets with different thicknesses or 3D surfaces (2)
- Optional centering pin (3) for precise gripping around bores
- Optional proximity switch for switching state detection, component monitoring or double sheet detection; installation in housing groove

Magnetic Grippers SGM-HPm

Gripping surface (Ø) 30 mm and 40 mm



Magnetic gripper SGM-HPm when handling thin metal sheets

Product Highlights

- Safe gripping due to permanent magnet, even in case of power failure
- High holding forces with thin workpieces
- Extensive range of accessories and sensor technology for all common body shop applications
- Robust design suitable for use in welding cells
- High flexibility, as tooling connection also possible laterally

Designation Code Magnetic Grippers SGM-HPm

SGM-HPm	–	40	–	G1/4-IG
1		2		3

1 – Abbreviated designation

Code	Version
SGM-HPm	SGM-HPm

2 – Diameter

Code	Diameter in mm
30...40	Ø 30 and 40

3 – Connection

Code	Connection
G1/4-IG	G1/4-IG (IG = female (F))

The magnetic gripper SGM-HPm is delivered assembled. The product consists of:

- Gripper type SGM-HPm
- Gripping element for maximum holding force on thin workpieces

Available spare parts: gripping elements

Available accessories: proximity switch, holding system HTS, gripping elements for 3D surfaces and centering pins (customized, on request), gripping elements for destacking sheets with different thicknesses

Ordering Data Magnetic Grippers SGM-HPm

Type	Part no.
SGM-HPm 30 G1/8-IG	10.01.17.00612
SGM-HPm 40 G1/4-IG	10.01.17.00634

Ordering Data Spare Parts Magnetic Grippers SGM-HPm

Type	Spare Parts
GR-E SGM-HPm 30 max. SET	Gripping element SGM 10.01.17.00676
GR-E SGM-HPm 40 max. SET	Gripping element SGM 10.01.17.00650

Magnetic Grippers SGM-HPm

Gripping surface (Ø) 30 mm and 40 mm

Ordering Data Accessories Magnetic Grippers SGM-HPm

Type	Gripping element sheet thickness 0.5 - 0.7 mm	Gripping element sheet thickness 0.7 - 1.0 mm	Gripping element sheet thickness 1.0 - 1.5 mm	Center point
SGM-HPm 30 G1/8-IG	10.01.17.00685	10.01.17.00684	-	10.01.17.00690
SGM-HPm 40 G1/4-IG	-	10.01.17.00648	10.01.17.00657	10.01.17.00659

Type	Accessories	
NAEH-SCHA SMAGN 10-30V-DC	Proximity switch	10.01.17.00614
SET SGM-HPm EINR	Mounting set proximity switch	10.01.17.00647
SDI IOL M12-5 24V-DC 24V-DC	Smart Device Interface	21.10.02.00017
NAEH-SCHA SMAGN-PNP S051	Proximity switch PNP	10.01.17.00199
NAEH-SCHA SMAGN-NPN S050	Proximity switch NPN	10.01.17.00215
ASK-S B-M8-4 1500 S-M12-4 PUR	Connection cable, M8-4 female connector, M12-4 connector, 1.5 m, PUR, straight	21.04.05.00075

Type	Accessories	
HTS-AE SGM-HPm 30/40 OP MS	Holder system	10.01.17.00645
HTS-AE SGM-HPm 30/40 OP MA	Holder system	10.01.17.00642
HTS-A2 SGM-HP 30/40 OP	Holder system	10.01.17.00567
HTS-A3 SGM-HP 30/40 OP	Holder system	10.01.17.00557
HTS-A3 D SGM 50/70 OP	Holder system	10.01.17.00583
HPS-SGM-HP 2M8 30/40 OP	Holder system	10.01.17.00651

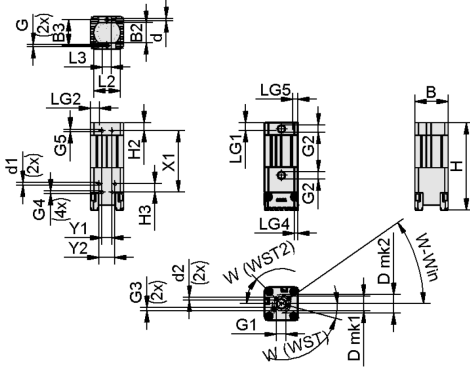
Technical Data Magnetic Grippers SGM-HPm

Type	Holding force [N]	Remaining force [N]	Sheet thickness opt f. holding force max. [mm]	Operating pressure	Installation position	Control valve	Operating temperature	Weight [g]
SGM-HPm 30 G1/8-IG	160	0.3	2	2.5 ... 6.0 bar	BEL	Bistable	5 ... 70 °C	278
SGM-HPm 40 G1/4-IG	317	0.3	2	2.5 ... 6.0 bar	BEL	Bistable	5 ... 70 °C	460

Magnetic Grippers SGM-HPm

Gripping surface (\emptyset) 30 mm and 40 mm

Design Data Magnetic Grippers SGM-HPm



SGM-HPm

Magnetic Grippers SGM-HPm

Gripping surface (Ø) 30 mm and 40 mm

Design Data Magnetic Grippers SGM-HPm

Type	B [mm]	B2 [mm]	B3 [mm]	d [mm]	d1 [mm]	d2 [mm]	D mk1 [mm]	D mk2 [mm]	G	G1	G2	G3	G4	G5
SGM-HPm 30 G1/8-IG	30	15.0	22	3.1	3.1	3.1	17.6	22	M3	G1/8"-F	G1/8"-F	M5-F	M4-F	M4-F
SGM-HPm 40 G1/4-IG	40	24.2	31	3.1	3.1	3.1	17.6	22	M3	G1/4"-F	G1/8"-F	M5-F	M4-F	M4-F

Type	H [mm]	H2 [mm]	H3 [mm]	L2 [mm]	L3 [mm]	LG1 [mm]	LG2 [mm]	LG4 [mm]	LG5 [mm]	X1 [mm]	Y1 [mm]	Y2 [mm]	W-Win [°]	W (WST2) [°]	W (WST) [°]
SGM-HPm 30 G1/8-IG	105.3	9.7	10	21	10.0	9	6	5	5	74	12	19	35	45	15
SGM-HPm 40 G1/4-IG	105.3	9.7	10	32	10.6	8	6	5	5	74	12	19	35	45	15

Multimedia product presentation

Medium	Link
Product video	https://vimeo.com/760284010 https://vimeo.com/803893186