
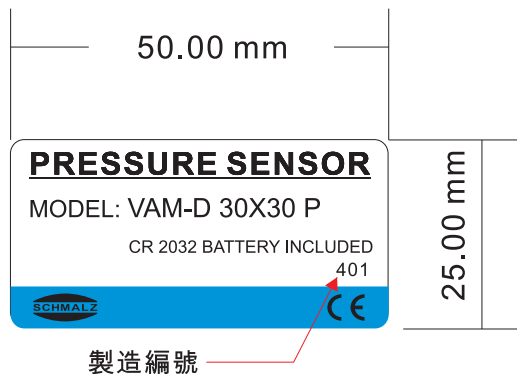


CUSTOMER : SCHMALZ

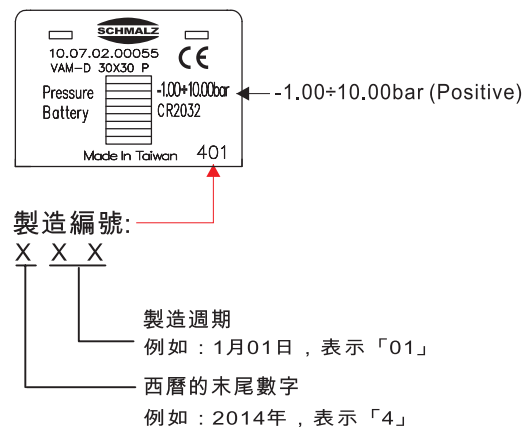
Panel:



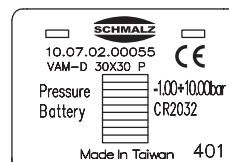
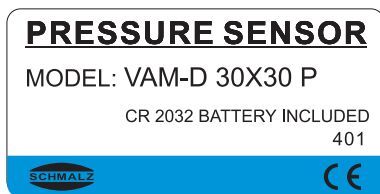
Label: P60 Series



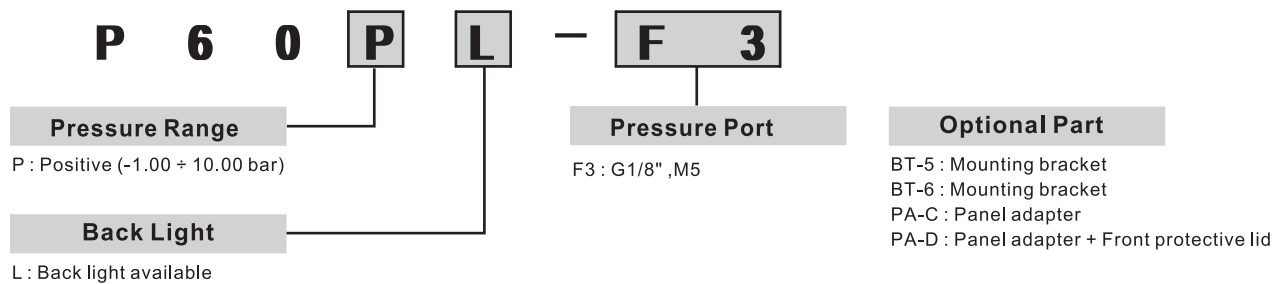
Laser:



Example:



Model:



Kita code	Schmalz code	Schmalz part NO.
P60PL-F3-NEW-N061	VAM-D 30X30 P	10.07.02.00055

CUSTOMER : SCHMALZ

Bag:

Step.1



底襯四邊向內輕輕壓下(45度角),
將底襯放入小白盒

Step.2



將壓力錶放入底襯

Step.3



英文說明書按方向
置於壓力錶上方

Step.4



小白盒右側貼標籤

Step.5



10PCS放入中白盒

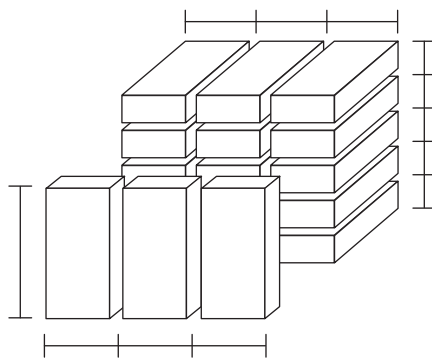
備註: 未滿10PCS 不需裝中白盒

Step.6



中白盒右側貼標籤

Step.7



3盒平放x 5層 + 3盒直立 (共18盒/箱)

