

Manometers VAM

Measuring range from -1 bar to 0 bar



Suitability for Industry Specific Applications



Applications

- Vacuum manometer for analog measurement and monitoring of vacuum values
- Universal use in vacuum systems

Manometers VAM

Design

- Vacuum manometer VAM 67 V H-SE is a spring tube manometer
- VAM 100 V250 and VAM 63 V400 are capsule element manometers with zero adjustment
- VAM 67 V H-SE has a fixed front ring
- Vacuum connection either at the rear (-H) or the bottom (-U)

Product Highlights

- Reliable spring tube or capsule element vacuum manometer
- Standardized dimensions and connections
- Measuring ranges customer-specific adjustable

Designation Code Manometers VAM



1 - Abbreviated designation

Code	Version
VAM	VAM

2 - Diameter

Code	Diameter in mm
40...100	ø 40 to 100

3 - Measuring range

Code	Measuring range in mbar
V250	-250 to 0
V400	-400 to 0
V	-1000 to 0

4 - Vacuum connection

Code	Connection
H	Back
U	Bottom

5 - Scale unit

Code	Unit
-	mbar
PSI	PSI

6 - Design

Code	Type
SE	For panel mounting

Manometer VAM is delivered as a ready-to-connect product.

Available accessories: pressure limiter valve

Manometers VAM

Measuring range from -1 bar to 0 bar

Ordering Data Manometers VAM

Type	Part no.
VAM 40 V H	10.07.02.00007
VAM 40 V DR	10.07.02.00035
VAM 63 V250 H	10.07.02.00006
VAM 63 V400 H	10.07.02.00002
VAM 63 V H PSI	10.07.02.00003
VAM 63 V U PSI	10.07.02.00004
VAM 67 V H-SE	10.07.02.00016
VAM 100 V250 U	10.07.02.00001

Ordering Data Accessories Manometers VAM

Type	Part no.
Pressure-limiter valve	DBV-M G1/4-AG MS 10.05.05.00057

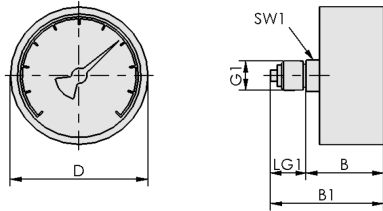
Technical Data Manometers VAM

Type	Measuring range [bar]
VAM 40 V H	-1,00 ... 0,00 bar
VAM 40 V DR	-1,00 ... 0,00 bar
VAM 63 V250 H	-0,25 ... 0,00 bar
VAM 63 V400 H	-0,40 ... 0,00 bar
VAM 63 V H PSI	-1,00 ... 0,00 bar
VAM 63 V U PSI	-1,00 ... 0,00 bar
VAM 67 V H-SE	-1,00 ... 0,00 bar
VAM 100 V250 U	-0,25 ... 0,00 bar

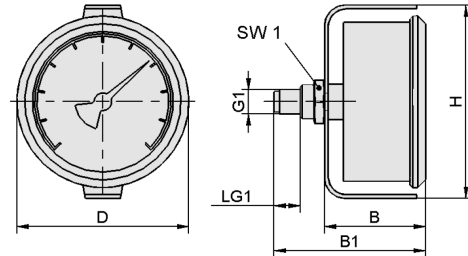
Manometers VAM

Measuring range from -1 bar to 0 bar

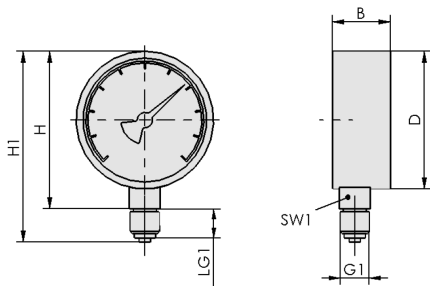
Design Data Manometers VAM



VAM 40, VAM 63H



VAM 67 V H-SE



VAM 63U, VAM 100U

Manometers VAM

Measuring range from -1 bar to 0 bar

Design Data Manometers VAM

Type	B [mm]	B1 [mm]	D [mm]	G1	H [mm]	H1 [mm]	LG1 [mm]	SW1 [mm]
VAM 40 V H	30	40	40	G1/8"-M	-	-	10	12
VAM 40 V DR	30	40	40	G1/8"-M	-	-	9	12
VAM 63 V250 H	34	46	63	G1/4"-M	-	-	12	14
VAM 63 V400 H	34	46	63	G1/4"-M	-	-	12	14
VAM 63 V H PSI	35	48	63	G1/4"-M	-	-	13	14
VAM 63 V U PSI	26	-	63	G1/4"-M	68	82.5	13	14
VAM 67 V H-SE	40	59	67	G1/8"-M	76	-	10	14
VAM 100 V250 U	87	-	100	G1/2"-M	112	142.0	25	22